



# Design Solutions for Restroom Privacy

*An Introduction to Privacy Partitions  
& Design Strategies*

**BOBRICK**

BUILDING VALUE SINCE 1906

# Gaps Between Doors and Stiles

## Common Complaints

- Standard 12-inch floor clearances on partition doors is excessive.
- Gaps between doors and stiles allow for visibility into compartment.
- Door latch bolts do not properly lock.

## Why Gaps?

- Stocked widths do not match room sizes
- Installation process and quality can create gaps



# Gaps Between Doors and Stiles

## Hinge Side

- Standard: 0.160"
- Continuous Hardware. 0.188"
- Maximum Height. 0.090"

## Keeping side

- Standard: 0.215"
- Continuous Hardware. 0.187"
- Maximum Height. 0.098"



# Why Today's Patrons Desire Privacy

## Privacy Drivers

- Gender inclusivity
- Safety
  - Child safety
  - Camera phones
  - Theft of personal belongings



# All-Gender Restrooms



DuraLineSeries® Compact Laminate,  
Gap-Free, Maximum-Height

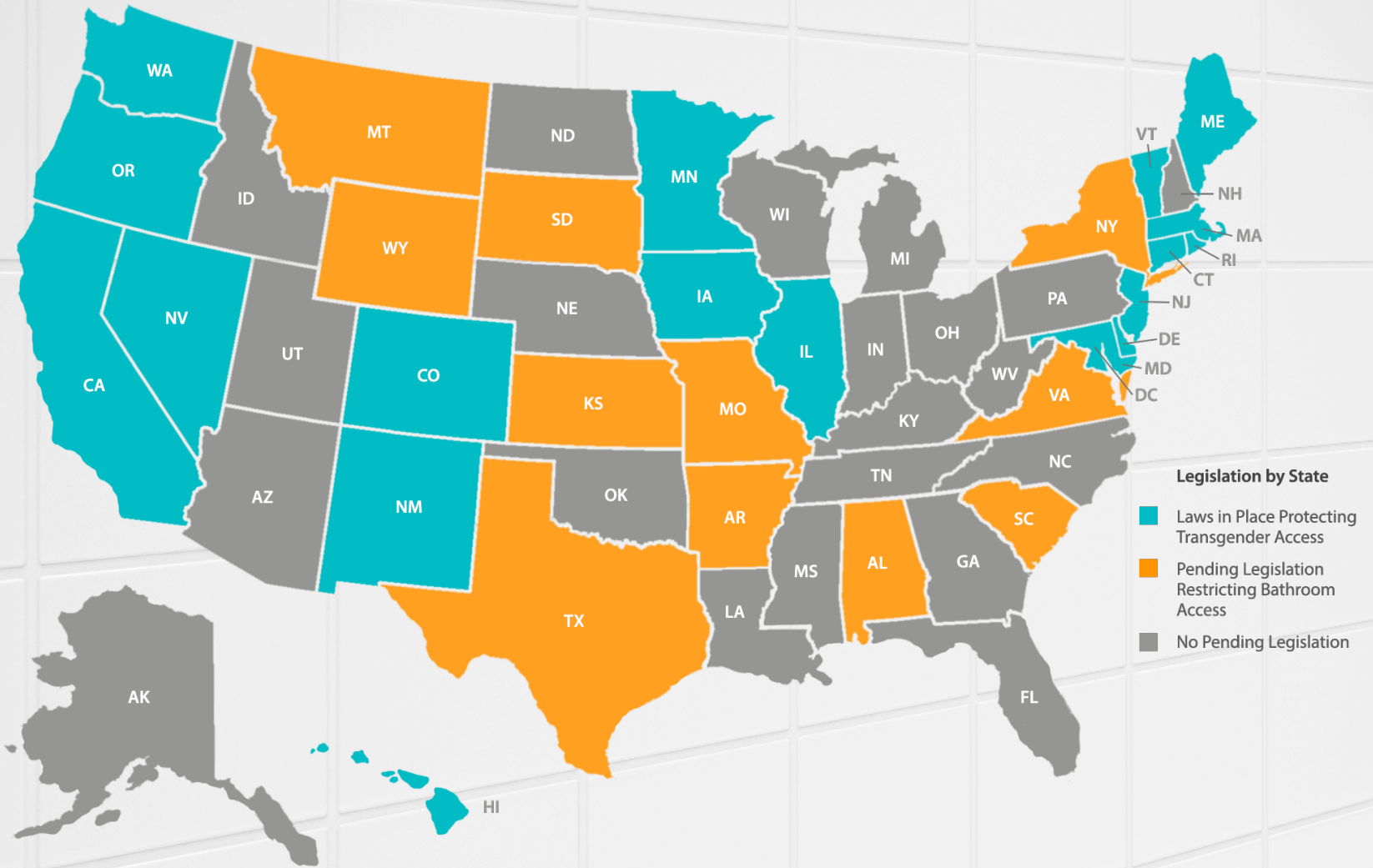
**University of California, Berkeley  
Moffitt Library**



DuraLineSeries® Gap-Free,  
Floor-to Ceiling with  
Occupancy Indicators

**California State University, Fullerton  
Pollak Library**

# All-Gender Restrooms & Related Legislation



# Building Types that May Require Privacy



PRIVADA® Cubicles in Weathered Teak by Laminart®

**Commercial Offices – Bank Headquarters**

PRIVADA

# Building Types that May Require Privacy



PRIVADA® Cubicles in Platinum by Formica®




Flow by Thrislington Cubicles

## Prestige Buildings





## Building Types that May Require Privacy




DuraLineSeries® Compact Laminate Maximum Privacy, Gap-Free

**Education Facilities – Vashon Island High School**

Privacy as a Design Expectation

# Privacy Toilet Compartment Solutions

## Gapless Doors & Stiles



**Integrated no-sightline privacy doors and stiles**  
(Available on Bobrick CL & SCRC partition systems)

## Made-to-Order Partitions vs. Stock



**Bobrick partitions are made-to-order and manufactured to strict tolerances**

# Privacy Toilet Compartment Solutions

## Hardware Options



Standard Hardware

Full-Height/Continuous Hardware



Occupancy  
Indicator  
Latches

# Privacy Toilet Compartment Solutions

## Extended Height Panels & Doors




### Extended height privacy compartments

72" doors and panels, compared to standard heights of 55" or 58".  
Available as an option on all Bobrick Partitions & Cubicles.

# Privacy Toilet Compartment Solutions

## Connecting Panels



### 72" x 72" One-Piece Panel

Optimizes privacy with aesthetics and ADA-compliant stall depth with less than 4 inches of toe clearance

FUNDERMAX®

# Bobrick Privacy Offering

## Privacy Options on Partitions & Cubicles

	Materials	Gap-Free	Maximum Height (72")	Taller Doors & Panels Available	Full-Height Hardware	Occupancy Indicator Latch	FUNDERMAX Optimized Compartment Depth
Traditional Series	High Pressure Laminate (HPL)	O	O	O	O	O	O (CL Only)
	Compact Grade Laminate (CGL)						
	Solid Color Reinforced Composite (SCRC)						
	Veneer						
Evolve Cubicles	Compact Grade Laminate (CGL)	S	S	Additional Heights to Come	S	S	O
	Additional Materials to Come						
PRIVADA Cubicles	High Pressure Laminate (HPL)	S	S	Custom up to 96"	S	S	
	Veneer						

O = Option  
S = Standard

# Evolve Cubicles

## Privacy Solution for Heavy Traffic Applications



### **Built-In Privacy. Durable. Budget-Friendly.**

Create resilient, European-style cubicle systems without compromising budgets.

### **Features**

- Compact Grade Laminate
- Standard (72" with 9" Floor Clearance)



# Space, Cost & Construction Implications

## Privacy Solution Considerations

- The amount of space allotted for a restroom
- The cost of the privacy solution
- The construction implications and number of trades required



# Space, Cost & Construction Implications

## Privacy Solution Considerations











- The amount of space allotted
- The cost of the privacy solution
- The construction implications

## Trades may include:

- Plumbing
- Framing and drywall
- Electrical
- HVAC and fire suppression systems
- Tiling and paint



# Evaluating Privacy & Practicality of Gendered & All-Gender Restrooms

	Gendered Restroom	All-Gender Restroom
Standard Toilet Compartment		
Increased Height Toilet Compartment		
Extended Height Toilet Compartment		
Fully Enclosed with Drywall Toilet Compartment		
Individual Toilet Room with Lavatory		



Best Choice



Good



Poor

# Comparison Matrix: Implications of Privacy Solutions

	Standard Toilet Compartments	Increased Height Toilet Compartments	Extended Height Toilet Compartments	Fully Enclosed with Drywall Toilet Compartment	Individual Toilet Room with Lavatory
Privacy Features	58" doors and panels with 85" stiles	72" doors and panels with 85" stiles	Doors, stiles and panels made to fit room height	Drywall to fit room height	Private, fully constructed room
Cost of Materials/ Installation*	\$3,750 - \$7,500 (\$650 - \$1,500/each) 5 compartments	\$7,500 - \$11,000 (\$1,500 - \$2,200/each) 5 compartments	\$11,000 - \$18,000 (\$2,200 - \$3,600/each) 5 compartments	\$13,500 - \$20,000+ (\$2,700 - \$4,000/each) 5 compartments	\$20,000 - \$25,000 per room
Infrastructure Implications & Cost	None**	None**	\$900+/each (For separate ventilation, fire sprinkler, alarms & lighting)	\$900+/each (For separate ventilation, fire sprinkler, alarms & lighting)	\$1,000+/each (For framing/drywall, tile, separate ventilation, fire sprinkler, alarms & lighting)
Minimum Number of Trades to Coordinate	2 (P,T)	2 (P,T)	4 (P, T, E, M)	6 (P, F&D, Pa, T, E, M)	6 (P, F&D, Pa, T, E, M)
Space Requirements	Low	Low-Medium	Medium	High	High

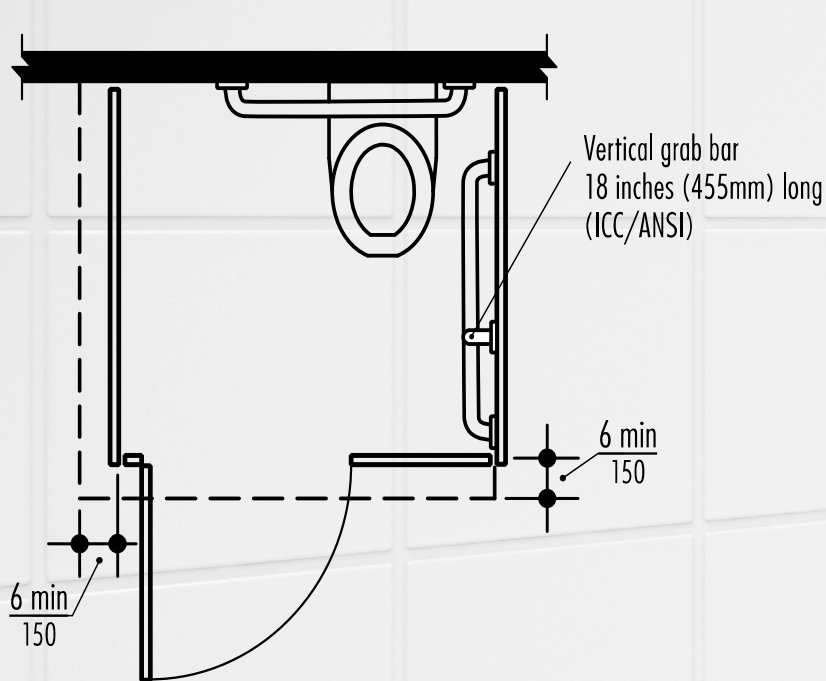
\* Only the cost of materials and installation for partitions or full walls are shown here

\*\* Assumes 22" or greater distance from top of headrail to ceiling

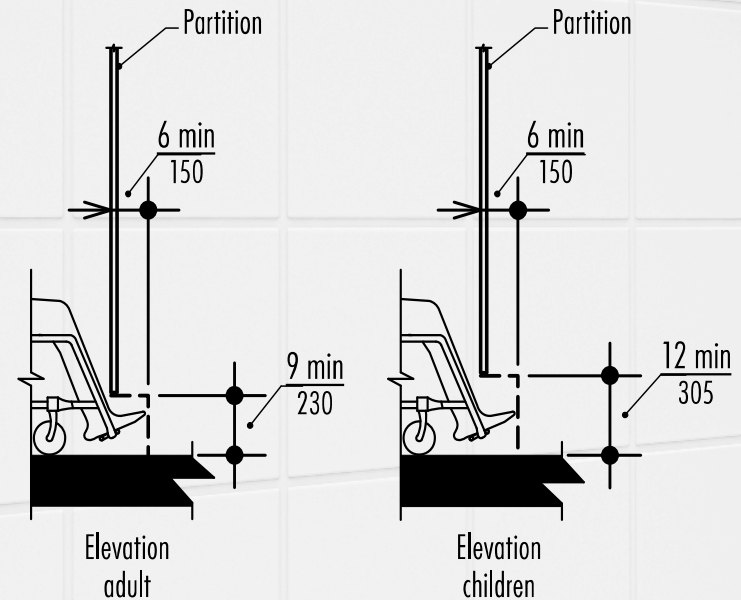
P = Plumbing, F&D = Framing & Drywall, T = Tile, E = Electrical, M = Mechanical, Pa = Paint

# ADA Considerations for Toilet Compartments

## Wheelchair Accessible Toilet Compartment



Horizontal Toe Clearance



Vertical Toe Clearance

- Front toe clearance not required if compartment depth is greater than 62" deep with a wall-hung toilet or 65" deep with a floor-mounted toilet.

## Summary

**Thank you for your interest in Design Solutions  
for Restroom Privacy.**

**Please contact Bobrick with any questions.**



**BUILDING VALUE SINCE 1906**