

EVOLVE CUBICLES

Private. Resilient. Brilliant.



Durability, European design and privacy finally within reach.

DESIGN

PRIVACY

DURABLE

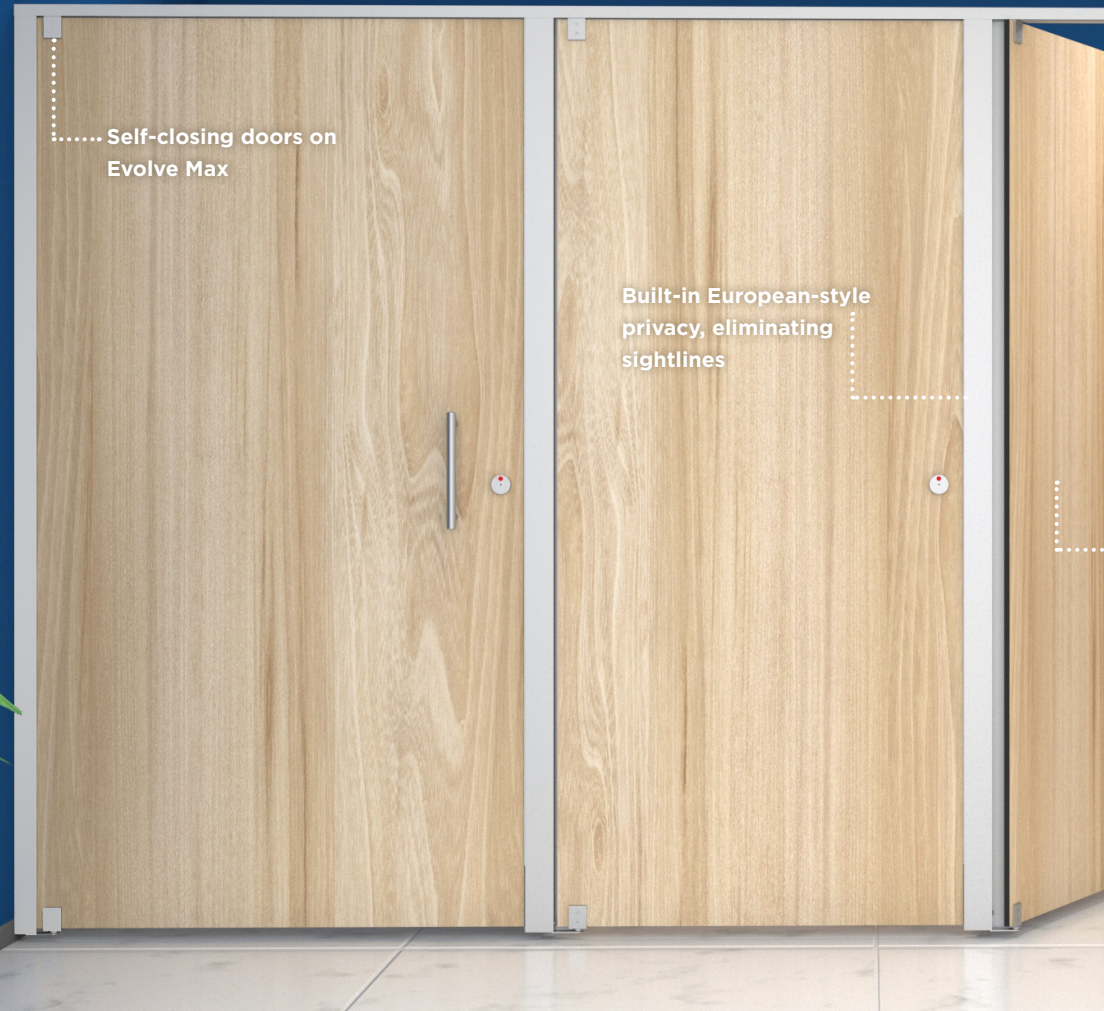
COMPLIANT



BUILDING VALUE SINCE 1906

EVOLVE CUBICLES

Privacy isn't a fad—it's increasingly an expectation across a range of building types. Evolve Cubicles help design professionals create resilient, European-style cubicle systems without compromising project budgets.



APPLICATIONS

Evolve is engineered for heavy traffic applications where durability and privacy are important, but budget may be limited, such as:

- Shopping centers
- Airports
- Convention centers
- Higher education facilities
- Locker rooms

MATERIALS

- Compact Grade Laminate (CGL) - Class A or B ASTM E 84 Fire Rating
- 1/2" material thickness

FRAME & HARDWARE

- Built-in, no-sightline privacy
- Anodized aluminum frame provides superior structural support
- Anodized aluminum hardware matches frame
- Anti-finger trap frame
- Occupancy indicator with emergency key release feature



EVOLVE MAX

- 82 5/16" overall cubicle height
- 79 5/8" doors and 80" panels with 1" floor clearance
- Overhead-braced installation
- Soft-close mechanism incorporated into headrail. Patent pending.
- Evolve Max's construction makes it ideal for shower applications



EVOLVE

- 82" overall cubicle height
- 72" panels and doors with 9" floor clearance
- Floor-anchored, overhead-braced installation
- Soft-close spring loaded closing mechanism incorporated into pivot foot



SMART DESIGN


- Evolve's closing latch provides a hands-free operation for a more hygienic experience
- Latch locks into the frame
- Sacrificial hard nylon shear tip breaks off in case of vandalism

TAILOR MADE*

Evolve comes in an array of colors that can fit any project. Class A or B ASTM E 84 Interior Wall Fire-Rating Finish classification core materials are available.



**Satin Stainless with Dove Grey Core 4830-SC-60SC




Ice White 410-SEI




Sand 414-SEI



Silvretta 0229 FH



Cello 0811 FH



Light Grey 478-SEI



Pearl Grey 475-SEI



Brushed Aluminium 0328 FH



Charcoal 0077 FH




*Other colors are available. Please refer to Bobrick.com. **Wilsonart* SOLICOR™ is a specialty laminate with a solid color core to match the surface. Color upcharge premium applies. Additional hardware will be required for deep stalls.

RESOURCES










Bobrick provides helpful step-by-step video guides to complete an Evolve Cubicle system installation.

Scan QR code for link:



SCRATCH, DENT AND GRAFFITI RESISTANCE

Bobrick Compact Grade Laminate (CGL) (Black Core) performs exceptionally well for scratch, dent and graffiti resistance when subjected to industry-standard ASTM test protocols.

	Material	Scratch Resistance ASTM D 2197 Weight Required to Scratch	Impact Resistance ASTM D 2794 Visible Damage, Inches-Pounds Per Force (lbf)	Graffiti Resistance ASTM D 6578 Marks Removed (Out of 6)
Bobrick Material	Compact Grade Laminate (CGL) (Black Core)	>10kg 	168"-lbf 	5 
Other Manufacturers' Materials	Plastic (HDPE)	<0.5kg 	<1"-lbf 	3 
	Stainless Steel	1.0kg 	2"-lbf 	5 

Bobrick.com

U.S. Corporate Office

818.982.9600

customerservice@bobrick.com



BUILDING VALUE SINCE 1906

Evolve is part of an industry-leading line of toilet partitions and cubicle systems by Bobrick. To learn more, visit bobrick.com/evolve. Colors are printed reproductions and are for descriptive purposes only. Refer to manufacturer's samples for absolute color fidelity. Color guides and samples are available from Bobrick on request. Material can vary in color between production batches. **For product warranty information, please visit bobrick.com.**

Brochure No. 2019-EVC, May © 2021 Bobrick Washroom Equipment, Inc. Printed in U.S.A.