

# Bobrick Product Comparison Sheet


## Paper Towel Dispenser and Waste Receptacle

*The Leader  
in Craftsmanship  
and Choice*

Bobrick's combination towel dispensers/waste receptacles control the flow of traffic in the washroom and allow versatility in design for a variety of washrooms.

### FAST FACTS

#### Best Value B-3944



Flange is drawn and beveled, one-piece, seamless construction with satin finish resulting in a finished appearance.

Door is secured to cabinet with full-length stainless steel piano-hinge distributing weight evenly along the hinge.

Double-pan door construction maximizes impact resistance.

Rounded towel tray has smooth, joggled and hemmed opening. Shape and construction of towel tray opening provides optimal support of paper towels. Paper towels are dispensed with minimal tabbing. Capacity: 600 C-fold or 800 Multifold towels.

Removable waste receptacle secured to cabinet with a tumbler lock; keyed like other Bobrick products.

Interior hooks secure reusable heavy-gauge vinyl liner (Bobrick Part No. 3944-12).

#### Why Bobrick Combination Paper Towel Dispenser and Waste Receptacles?





- **Designed to dispense a wide variety of non-proprietary paper towels allowing significant savings over proprietary products.**
- **Design-integrated combination units include towel dispensers and waste receptacles to maintain the overall design for the washroom; available in multi-waste capacities.**
- **Design choices in surface mounted and recessed models available for all budgets and installations.**
- **2-day QuickShip for most models.**

#### Value Added Features:

Selection	A large variety of recessed, semi-recessed and surface-mounted models are available in a variety of waste capacities.
ADA Compliance	Refer to the Barrier-Free Washroom Planning Guide (Form No. BFPG-03) and Bobrick's Technical Data sheets for mounting, placement, and operation guidelines. All building plans should be confirmed with local jurisdictions to ensure job compliance.
Warranty	One year warranty on all Bobrick Washroom Accessories.

# Bobrick Product Comparison Sheet

## Paper Towel Dispenser and Waste Receptacle for Every Budget & Application

	Economical	Classic™ Series	Architectural Design Trimline™ Series	Premium Design Contura™ Series
				
Photos not to scale				
<b>*Dealer Price</b>	<b>B-369</b> \$103.00	<b>B-3944</b> \$204.00	<b>B-39003</b> \$317.60	<b>B-43944</b> \$432.00
<b>Material</b>	Type-304, 22-gauge stainless steel with satin finish	Type-304, 22-gauge stainless steel with satin finish	Type-304, 22-gauge stainless steel with satin finish; Door is type-304, 18-gauge stainless steel with satin finish	Type-304, 22-gauge stainless steel with satin finish; Door is type-304, 18-gauge stainless steel with satin finish
<b>Flange</b>	Drawn and beveled, one piece, seamless flange conforms to the wall	Drawn and beveled, one piece, seamless flange conforms to the wall	No flanges, door has a 90° return edge for maximum rigidity	Drawn, one piece, seamless flange, radius on corners and return edges compliment door and waste receptacle
<b>Towel Dispenser Capacity</b>	350 C-fold or 475 multifold paper towels	600 C-fold or 800 multifold paper towels	600 C-fold, 800 multifold or 1100 single-fold paper towels	600 C-fold or 800 multifold paper towels
<b>Waste Dispenser Capacity</b>	2 Gallons (7.6-L)	12 Gallons (45.5-L)	12 Gallons (45.5-L)	16 Gallons (60.6-L)
<b>Vandal-Resistance</b>	Door is equipped with a knob latch, and secured to cabinet with a full-length stainless steel piano-hinge to resist vandalism	Door has double-pan-back construction providing maximum strength and prevents bending, equipped with concealed tumbler lock	Unit is equipped with two tumbler locks; keyed like other Bobrick products	27° curved arc door and waste receptacle adds strength and vandal-resistance; flush tumbler lock on doors
<b>Additional Products</b>	See catalog section, Combination Towel/Waste Units			

\* Prices are suggested base prices, in effect at the time of this publication. Actual prices may differ.

### Cleaning/Maintenance Tips:

1. Clean equipment operates better, lasts longer, and requires less maintenance.
2. Polish with the grain of satin finish.
3. Remove residue of any cleaning product with water and wipe dry with clean cloth or paper.
4. Please refer to Technical Bulletin 21 for further stainless steel cleaning instructions.

Available upon request or visit our website: <http://www.bobrick.com>

- Product Catalog
- Barrier-Free Planning Guide
- Technical Data and Product Bulletins
- Product Specifications
- Replacement Guides, Installation Instructions, and Parts List



**BUILDING VALUE SINCE 1906**