

**DESIGN**

**ECONOMICAL**

**COMPLIANT**

**DURABLE**

**SUSTAINABLE**

**HPLSERIES**

Partition Collection

**HPL Accent**

Exceptional Colors/Patterns

Concealed Hardware

Clean, Flush Panels

Stainless Steel Edging

Anodized Aluminum Headrail

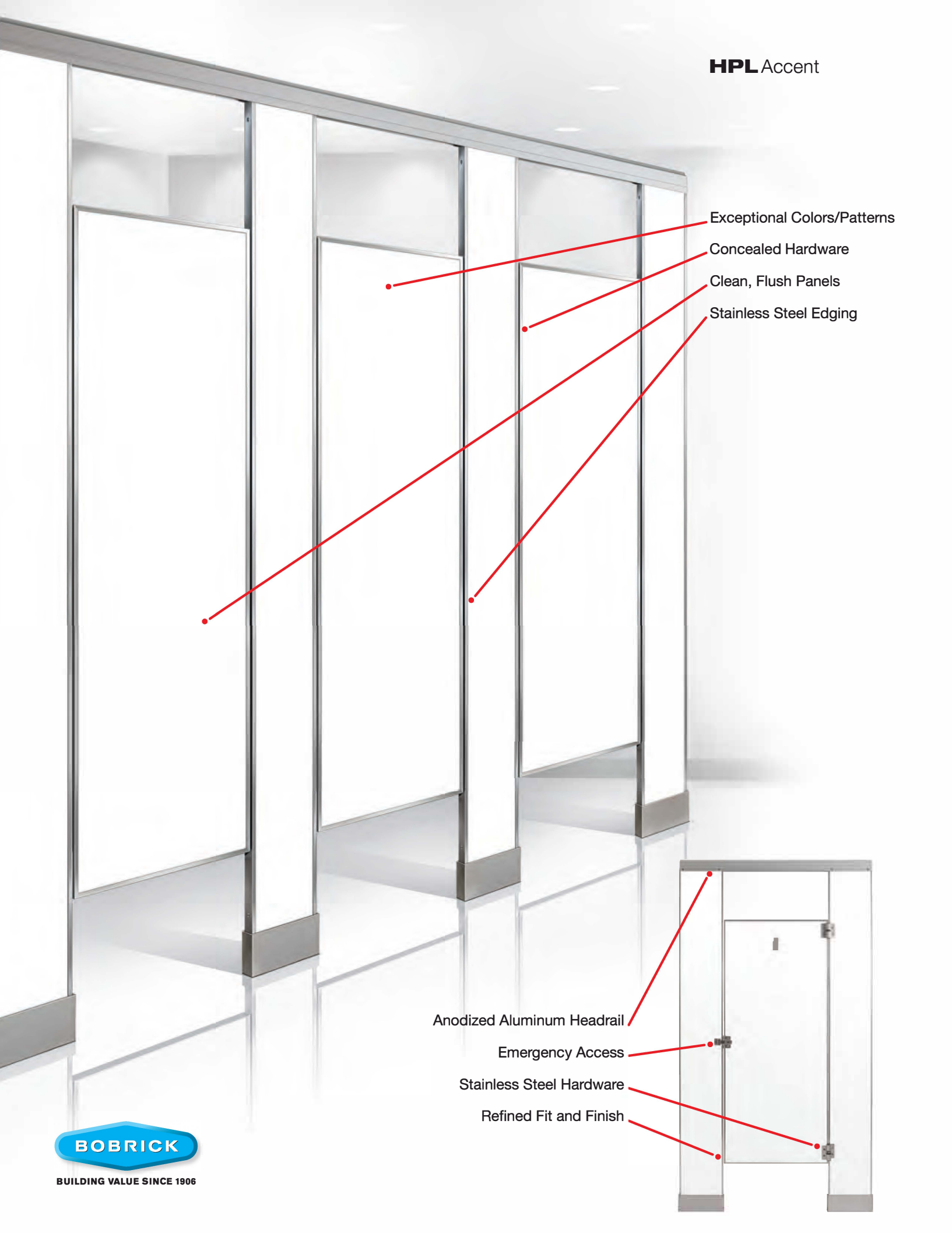
Emergency Access

Stainless Steel Hardware

Refined Fit and Finish



BUILDING VALUE SINCE 1906






# HPL Metro

Exceptional Colors/Patterns

Concealed Hardware

Clean, Flush Panels



Polished Stainless Steel Hinges

Anodized Aluminum Headrail

Emergency Access

Stainless Steel Hardware

Refined Fit and Finish





# Standard Colors

DESIGNER WHITE D354-60					
WHITE CARRARA 4924-38					
ANTIQUÉ WHITE 1572-60					
NATURAL ALMOND D30-60					
BEIGE 1530-60					
GREY 1500-60					
SATIN STAINLESS 4830K-18*					
PLATINUM D315-60					
DESERT ZEPHYR 4841-60					
NATURAL CANVAS 7022-58					
GREY NEBULA 4622-60					
PEWTER MESH 4878-38					
EVENING TIGRIS 4674-60					
NATURAL TIGRIS 4669-60					
WHEAT STRAND 6212-58					
SLATE GREY D91-60					
SHADOW D96-60					
TUNGSTEN EV 4814-60					
SPICED ZEPHYR 4859-60					
WINDSWEPT BRONZE 4794-60					
BURNT STRAND 6307-58					
GRAPHITE NEBULA 4623-60					
GREEN TIGRIS 4667-60					
CHESTNUT WOODLINE 5884-58					
CHOCOLATE WARP 5881-58					
NAVY GRAFIX 7018-58					
BRITTANY BLUE D321-60					
SMOKEY BROWN PEAR 5488-58					
FIGURED MAHOGANY 7040A-60					
XANADU 7945K-38*					
SPECTRUM BLUE 851-58					
HOLLYBERRY D307-60					
LEAF GREEN 8820-58					
BASALT SLATE 3690-58					
BLACK 1595-60					

\* PREMIUM COLORS CARRY AN UP-CHARGE NOT TO EXCEED 10% OF TOTAL COST.

PANELS OVER 60" WIDE WITH DIRECTIONAL PATTERNS AND FINISHES WILL BE SPLICED, JOINING THE 2 PIECES ON THE PARTICLE BOARD AT AN ADDITIONAL CHARGE.

HPL COLORS ARE PRINTED REPRODUCTIONS AND ARE FOR DESCRIPTIVE PURPOSES ONLY. REFER TO MANUFACTURER'S SAMPLES FOR ABSOLUTE COLOR FIDELITY. COLOR GUIDES AND SAMPLES ARE AVAILABLE FROM BOBRICK ON REQUEST.

RAPID RESPONSE: LEAD-TIME FOR 35 STANDARD COLORS, ON ORDERS OF UP TO 15 COMPARTMENTS, IS 2 BUSINESS DAYS FOR 1550/1540 AND 10 BUSINESS DAYS FOR 1530/1040/1030 AFTER ORDER APPROVAL .

LEAD-TIME FOR A SUBSTANTIAL SELECTION OF STOCKED WILSONART®, FORMICA®, NEVAMAR®, AND PIONITE® COLORS, ON ORDERS OF UP TO 15 COMPARTMENTS, IS 5 BUSINESS DAYS FOR 1550/1540 AND 20 BUSINESS DAYS FOR 1530/1040/1030 AFTER ORDER APPROVAL.



# Partition Collection


## ECONOMICAL

### HPL (HIGH PRESSURE LAMINATE) SATISFIES ALL BUDGETS



## DURABLE

### HPL OUTPERFORMS METAL PARTITIONS



\*PER ASTM TEST METHODOLOGY, RESULTS ON FILE.

## COMPLIANT

### HPL COMPLIES WITH FIRE CODE AND SAFETY STANDARDS

ALL HPL PARTITIONS MEET CLASS B ASTM E 84 INTERIOR WALL FINISH CLASSIFICATION. DOOR HARDWARE CONFORMS TO EMERGENCY ACCESS STANDARDS AND IS OPERABLE WITH ONE HAND, WITHOUT TIGHT GRASPING, PINCHING, OR TWISTING OF THE WRIST, AND DOES NOT EXCEED FIVE POUNDS OF FORCE.

## SUSTAINABLE

### HPL QUALIFIES FOR LEED CREDITS

CLASSIFICATION	SECTION
RECYCLED CONTENT	MR 4.1 / 4.2
RAPIDLY RENEWABLE MATERIALS	MR 6.0
CERTIFIED WOOD	MR 7.0
LOW EMITTING MATERIALS	EQ 4.1
REGIONAL MATERIALS*	MR 5.1

\* IF SHIPPED WITHIN 500 MILES OF BOBRICK'S THREE PRODUCTION FACILITIES.

## HPLSERIES

### HPL PRODUCT OVERVIEW

	HARDWARE	EDGE FINISH
<b>HPLMetro™ 1550</b>	CONCEALED STAINLESS STEEL	HPL
<b>HPLClassic™ 1540</b>	CHROME-PLATED	HPL
<b>HPLAccent™ 1530</b>	CONCEALED STAINLESS STEEL	STAINLESS STEEL
<b>STEEL CORE STILE OPTION</b>		
DESIGNER 1040	CONCEALED STAINLESS STEEL	HPL
TRIMLINE 1030	CONCEALED STAINLESS STEEL	STAINLESS STEEL
<b>MAXIMUM HEIGHT / STEEL CORE STILE OPTION</b>		
DESIGNER 2040	CONCEALED STAINLESS STEEL	HPL
TRIMLINE 2030	CONCEALED STAINLESS STEEL	STAINLESS STEEL

NOTE: ALL SERIES ARE AVAILABLE IN FLOOR-ANCHORED, OVERHEAD-BRACED AND CEILING-HUNG CONFIGURATIONS. REFER TO WWW.BOBRICK.COM FOR SPECIFICATION DETAILS, TECHNICAL BULLETINS, MODEL NUMBERS, UPGRADES AND OPTIONS.



BUILDING VALUE SINCE 1906



**BUILDING VALUE SINCE 1906**