

PRIVADA

Technical Data

PRIVADA® Cubicles

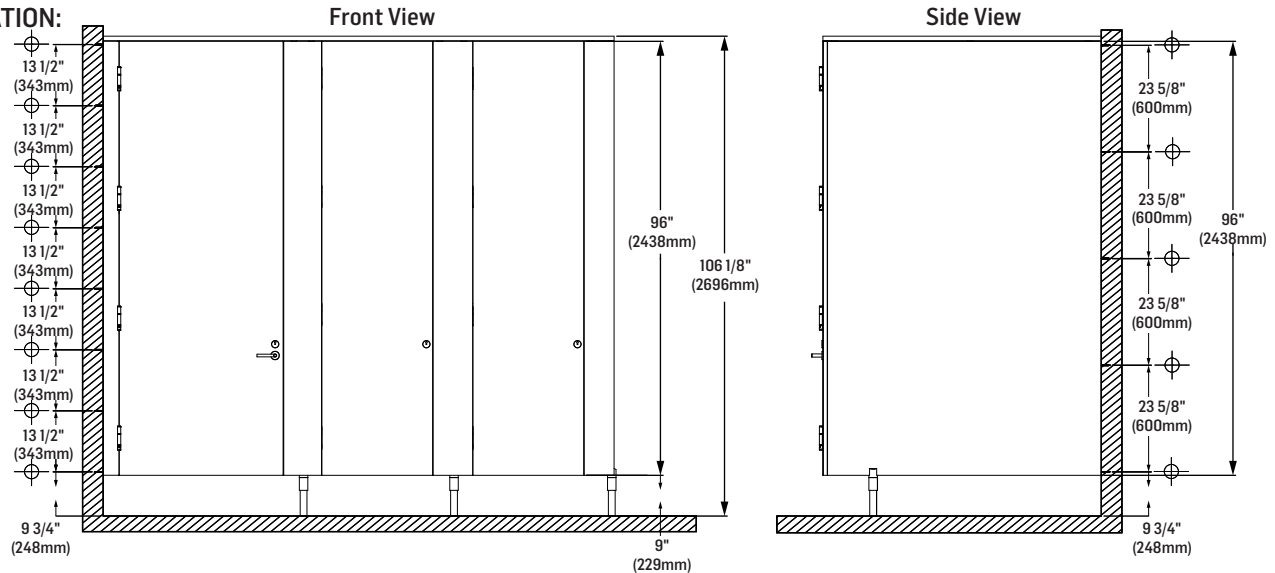
Floor-Anchored, Overhead-Braced High Pressure Laminate (HPL)

Custom Height
9" (229mm) Pedestal

SPECIFICATION:

Height: Overall Cubicle Height: 106 1/8" (2696mm)
Standard Door Height: 96" (2438mm) with 9" (229mm) floor clearance
Panel Height: 96" (2438mm) with 9" (229mm) floor clearance

ELEVATION:



⊕ These mounting points require backing.

MATERIAL:

Door and Fascia — 1" (25mm) finished thickness: 45 lb (20.4 kg) density, industrial grade, resin-impregnated, particle board; surfaces, top and bottom edges are .050" (1.3mm) thick, high-pressure plastic laminate with colored face sheets and matte finish. Door and Fascia edges are surfaced in anodized aluminum with interlocking design preventing line-of-sight. Where the hinges do not block line-of-sight, interlocking anodized aluminum channels are secured into the edge. If a Fascia exceeds the width of 8", it will need to be supported by a 9" foot pedestal.

Panel and Privacy Screen — 1" (25mm) finished thickness: 3-ply, 45 lb (20.4 kg) density, industrial grade, resin-impregnated particle board; surfaces and edges are .050" (1.3mm) thick, high-pressure plastic laminate with colored face sheets and matte finish. Anchored by pedestal beneath divider behind front line of toilet compartments and at the wall by continuous brackets.

Hardware — Hinges, door latches, door keepers, clothes hooks, and door handles are constructed of 18-8, Type-304 # finish, heavy-gauge stainless steel with satin finish. Hinges, keepers, latches, coat hooks and their fasteners concealed inside compartment. Exposed hinges on exterior of compartment not acceptable with the exception of accessible compartments or outward swinging doors. Hinges are stainless steel single-action spring hinges maintain door in closed position at all times and ensure closing speed of no fewer than 4 seconds from a 90 degree position.

Door locked from interior by moving door handle to engage in the surface mounted latch keeper. The door handle and keeper are stainless steel and surface-mounted. The internal door handle automatically retracts to open position once handle pivot reaches 45-degree open.

Integral door bumper in the fascia panel edge prevents doors from slamming against fascia panel.

Occupancy Indicator colors are protected by clear window. Color indicates not occupied (white) or occupied (red). Latch allows door to be opened from the outside of the compartment with a 3mm Allen Wrench in the emergency release slot located in the indicator.

Coat hook shall be standard stainless steel brushed finish with integral bumper.

Cylindrical pedestal supports divider panels and maintains a 9-inches high toe clearance under fascia panel and side divider panels with +1.5/-0.5-inch of adjustment for floor variance. When installed beneath corner divider panel, no fasteners are visible from exterior. Lower and upper portion is stainless steel in uniform brushed finish.

Continuous Brackets and Screw Covers — Anodized aluminum with matte finish: Brackets are mounted on the interior of compartment, U-Channels fasten divider panels to the wall, L-Channel to fasten wall to fascia panels or corner divider panels, and T-Channel to fasten divider panels to internal fascia panels. Fasteners are concealed by an anodized aluminum screw cover channel. Mounting brackets and fasteners are not visible from compartment exterior.

Headrail — Extruded anodized aluminum channel with matte finish. Spacers are placed on the top edge surface of the fascia panel to provide a 1/8" gap between the headrail and top edge of components. Headrail and spacers are secured to the material with fasteners.

INSTALLATION:

PRIVADA installation must be performed by a trained and certified PRIVADA dealer/installer. PRIVADA installation instructions packed with each shipment. Refer to Form No. 3000200.

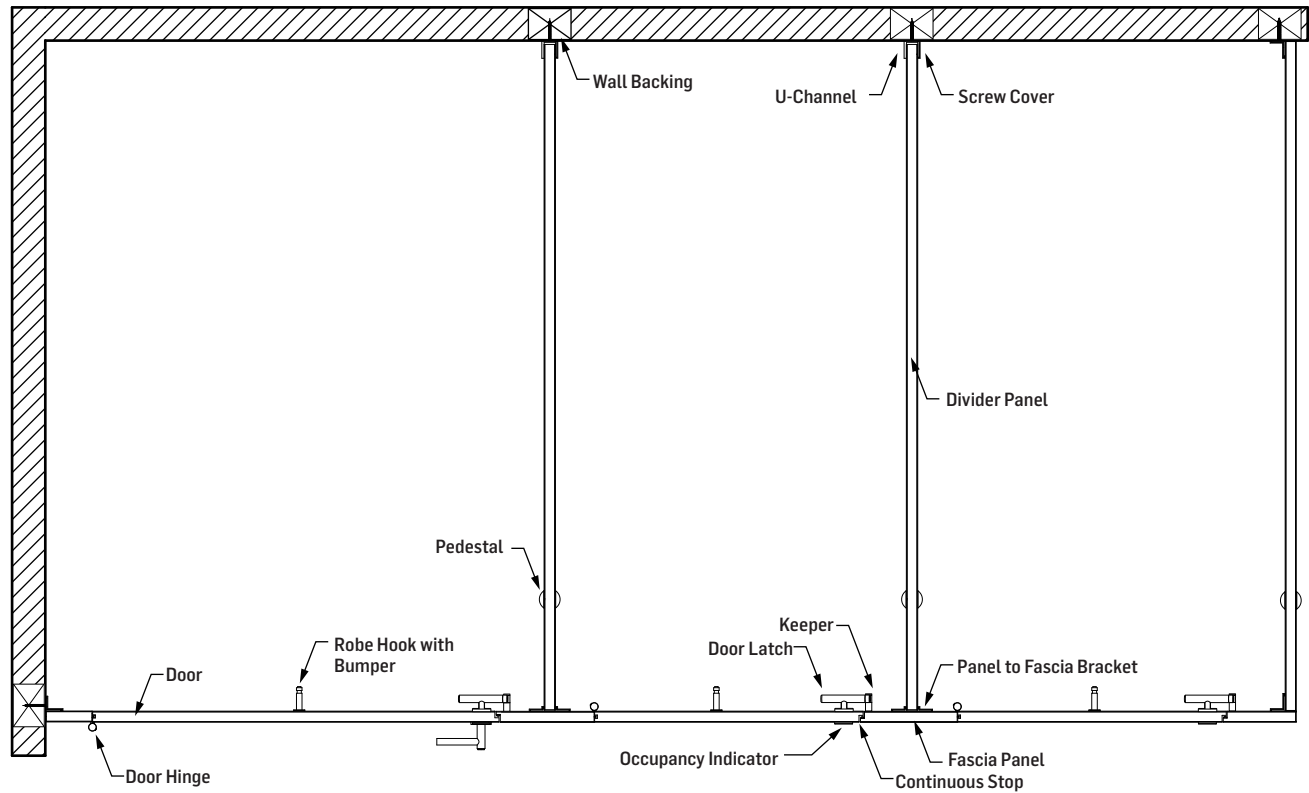
GUARANTEE:

PRIVADA Cubicles including all hardware and mounting brackets are guaranteed to be free from defects in material and workmanship for a period of one year from date of purchase. Any products returned to Bobrick under this guarantee will be repaired or replaced at no charge. 10-Year Warranty—Bobrick extends a ten-year limited warranty from date of purchase for High Pressure Laminate partition panels and doors against breakage, corrosion, delamination, and defects in factory workmanship when materials are properly installed, then used and serviced normally.

PRIVADA Cubicles of Bobrick Washroom Equipment, Inc., Clifton Park, New York; Jackson, Tennessee; Los Angeles, California; Bobrick Washroom Equipment Company, Scarborough, Ontario; Bobrick Washroom Equipment Pty. Ltd., Australia; and Bobrick Washroom Equipment Limited, United Kingdom.

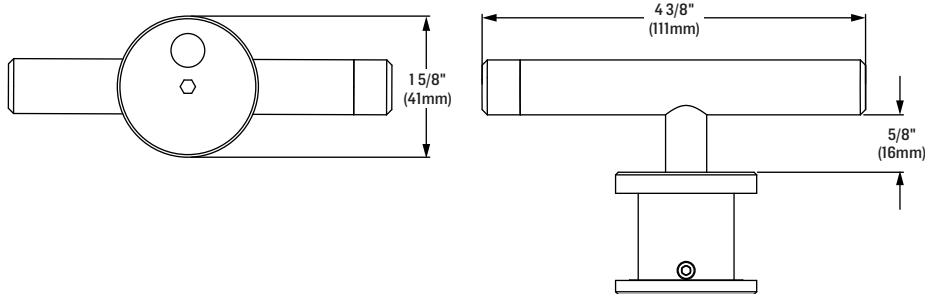
TYPICAL INSTALLATION

Top View



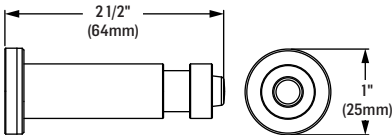
DOOR HARDWARE DETAILS

Occupancy Indicator Latch

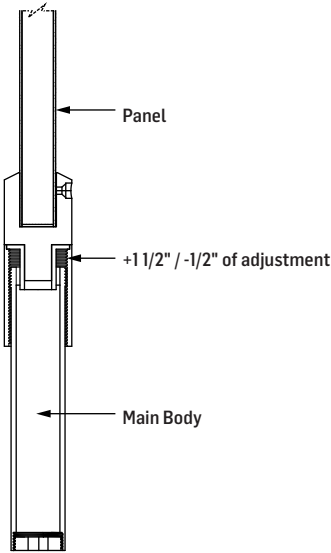


Standard Keeper

Robe Hook with Bumper

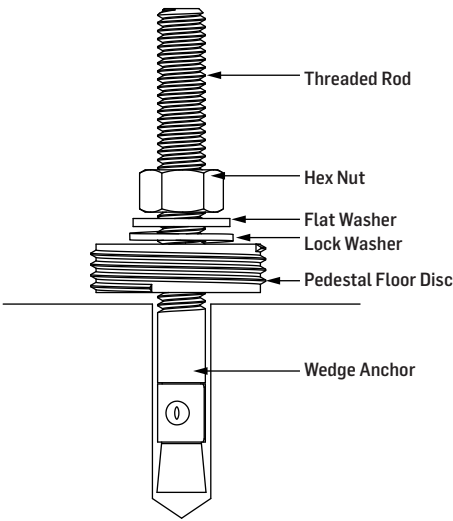


PEDESTAL DETAILS

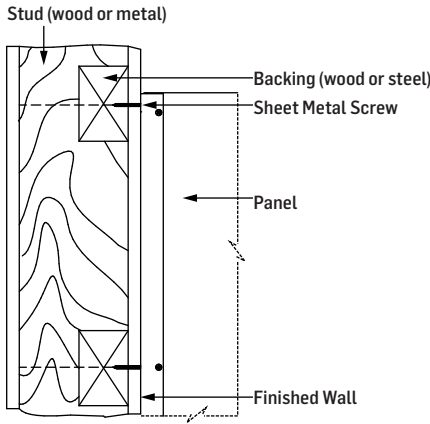


TYPICAL INSTALLATION DETAILS

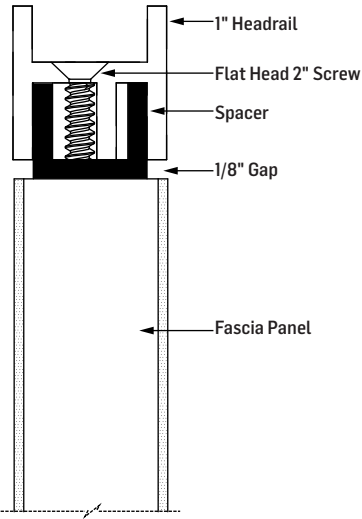
Floor Anchor Device



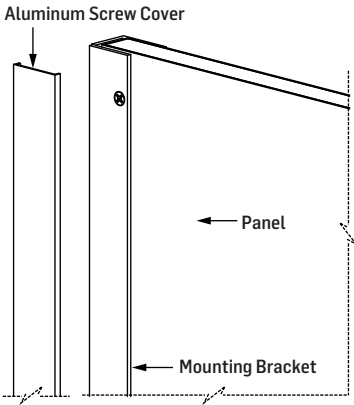
Wall Backing



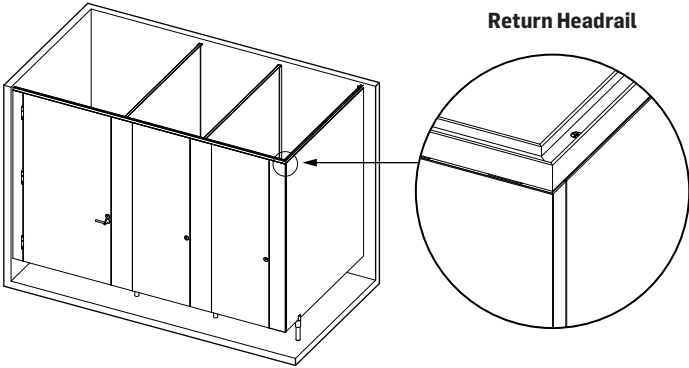
Overhead-Bracing



Aluminum Bracket Cover



Return Headrail



PRIVACY SCREEN

Wall-Hung supported by a foot pedestal up to 24" (610mm) wide.

