


BOBRICK

BUILDING VALUE SINCE 1906

RESTROOM CUBICLE RANGE



Cubicles are simply toilet stalls done differently.

We are proud to merge a European design sensibility with American manufacturing ingenuity to bring you our new Restroom Cubicle Range.

Bobrick has invested in our U.S. manufacturing capabilities to deliver the most competitive lead times in the industry and bring you the most complete line of cubicles on the market.

Specify Bobrick knowing we are the North American leader of cubicles and accessories, delivering compliant best-in-class products.

With Thrislington and Koala Kare as divisions of Bobrick, architects have the benefit of specifying top-quality cubicles, baby changing stations and accessories from the same trusted source.

BOBRICK

BUILDING VALUE SINCE 1906

THE CUBICLE RANGE

We know that every project is different, which is why we have created a range of restroom cubicle systems designed to cater to every budget and every project.

Zero sight lines, discreet architectural hardware, an unparalleled range of finishes and materials, engineering genius, and market-leading warranties are all benefits found with our cubicles.

The vast majority of our cubicles are now manufactured in the U.S.



Evolve

by Bobrick

Aluminum framed everyday restroom cubicle.

Evolve Overall Cubicle Height:
82 5/16" (2091mm)
Evolve Floor Clearance:
9" (229mm)

Evolve Max Overall Cubicle Height:
82 5/16" (2091mm)
Evolve Floor Clearance:
1" (25mm)

Customizable: -

Price Index: \$\$

Oasis

by Thrislington Cubicles

Aluminum framed with hydraulic closing mechanism.

Oasis Overall Cubicle Height:
Up to 78 11/16" (2000mm)
Oasis Floor Clearance:
6" (150mm)

Full Height Oasis Overall Cubicle Height:
Up to 106" (2700mm)
Full Height Oasis Floor Clearance:
3/8" (8mm) floor clearance.

Customizable: Height, floor gap, plus frame and hardware finishes.

Price Index: \$\$\$

Privada

by Bobrick

Elevated aesthetics, functionality and increased privacy.

Privada Overall Cubicle Height:
82" (2083mm)
Privada Floor Clearance:
9"" (227mm)

With custom height, Privada has an overall cubicle height of 106 1/8" (2695mm) and the option of a 4" (100mm) or 9" (229mm) floor clearance.

Customizable: Height.

Price Index: \$\$\$

Ribbon

by Thrislington Cubicles

Hidden aluminum frame with pivoted hydraulic closing mechanism.

Ribbon Overall Cubicle Height:
Up to 98 1/2" (2500mm)
Ribbon Floor Clearance:
4" (100mm)

Floor clearance on Ribbon is variable from between 2"- 9" (50- 229mm)

Customizable: Height, floor gap and hardware finishes.

Price Index: \$\$\$\$

Flow

by Thrislington Cubicles

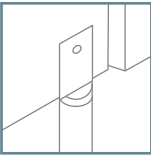
Full height, full privacy with hydraulic closing mechanism.

Flow Overall Cubicle Height:
Up to 106" (2700mm)
Flow Floor Clearance:
Minimal gap of 3/8" (8mm)

Customizable: Height, floor gap and hardware finishes.

Price Index: \$\$\$\$\$

EVOLVE



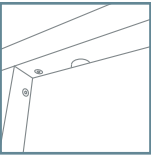
Pivoted Doors
Soft-close for gradual closing speed



Moisture resistant
Ideal for showers and wet areas



Deep divider panels
Optional 72" deep one piece panels



Full Aluminum Frame
Creates strength

To view more information or download technical details scan here or visit:
www.bobrick.com



Suitable for heavy traffic and standard use, Evolve provides exceptional durability and European-style privacy without compromising budgets.

Available as both standard height Evolve with pedestal and 9" (229mm) floor gap, and taller Evolve Max with 1" (25mm) floor gap.

Available in:
- Compact Grade Laminate (Solid Phenolic)

Suitable for:
- Shopping centers
- Airports
- Convention centers
- Higher education facilities
- Locker and shower areas



Evolve cubicle with B-290 mirror and touchless accessories B-3974 roll towel dispenser, B-2012 soap dispenser and B-8878 faucet



Evolve aluminum indicator and pull handle



Evolve 9" (229mm) aluminum pedestal



OPTIONAL FEATURES

Extended height Evolve Max is 82 5/16" (2091mm) high with 1" (25mm) floor clearance



Seat Cover Dispenser
B-221



Single Jumbo Roll
B-2890



Sanitary Napkin Disposal
B-270



Napkin/Tampon Dispenser
B-3706C

CLASSIC RECOMMENDED ACCESSORIES

Bobrick's performance-engineered accessories are built to meet the diverse needs of commercial and institutional buildings. Their durability makes them ideal for high-traffic areas.
www.bobrick.com

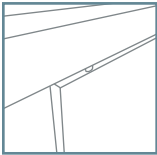
OASIS

Thrislington's groundbreaking floating cubicle. Along with the intelligent placement of the pedestal, Oasis is suspended from the headrail to create what appears to be a fully aluminum framed cubicle that floats.

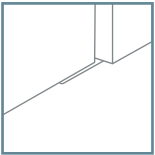
Engineered stainless steel hardware and unique hydraulic closer, concealed within the aluminum headrail, ensure that the suspended doors soft-close beautifully and silently every time.

- Available in:**
- High Pressure Laminate
 - Compact Grade Laminate (Solid Phenolic)
 - Real Wood Veneer
 - Aluminum
 - Stainless Steel
 - Glass

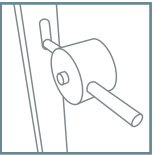
- Suitable for:**
- Airports
 - Class A offices
 - Marquee properties
 - Premium restaurants
 - Locker and shower areas



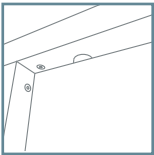
Hydraulic Closer
Provides softest closing option



Pivoted Doors
No visible hinges



Integrated Locking
Strength and privacy



Aluminum Frame
Creates strength

To view more information or download technical details scan here or visit:
www.bobrick.com



Oasis cubicle with powder coated frame with **B-7179.MBLK** Fino dryer and **B-9279.MBLK** Fino waste



Oasis stainless steel lock



Oasis stainless steel pedestal



thrislington cubicles

OPTIONAL FEATURES

- LED indicators** provides users with occupancy information
- Smart connectivity** real-time cubicle occupancy data and alerts
- Transom panel** provides option to increase height to 118 1/16" (3000mm)
- Hardware** PVD and powder coated finishes
- Powder coated frame** custom RAL color option



Hand Dryer
B-7179.MBLK



Single Roll
B-9543.MBLK



Jumbo Roll
B-9890.MBLK



Grab Bar
B-9806.MBLK

FINO RECOMMENDED ACCESSORIES

Crafted with high-quality satin finish stainless steel, seamless construction, well-defined edges and concealed hardware. **Fino** offers the perfect balance of function and design sensibility.
www.bobrick.com/fino-collection

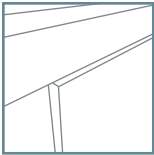
PRIVADA

Privada makes a sophisticated design statement with thoughtfully crafted minimalist hardware, a signature floating effect enabled by recessed pedestals, and with an aluminum frame not visible from front elevation.

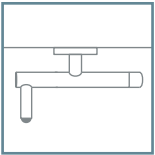
Stainless steel hinges and door hardware with concealed fasteners and connection points are standard.

Available in:
- High Pressure Laminate

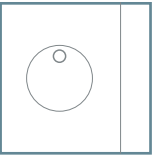
Suitable for:
- Class A offices
- Marquee properties
- Premium restaurants
- VIP Lounges and Suites



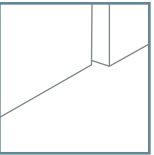
Self Closing Door
With gradual closing



Hands Free Latch
For increased hygiene



Privacy
Line of sight blocked



Recessed pedestal
For floating effect

To view more information or download technical details scan here or visit:
www.bobrick.com



Privada toilet cubicle with matte black **B-8872** faucet, **B-852** soap dispenser, **B-167** LED mirror, **B-635.MBLK** Klutch and **B-3725.MBLK** TrimLineSeries™ dryer with **B-3803.MBLK** TrimLineSeries paper towel and waste receptacle



Privada stainless steel indicator



Privada stainless steel pedestal

PRIVADA

OPTIONAL FEATURES

Pedestal optional stainless steel upgrade
Custom height of 106 1/8" (2695mm) and either 4" (100mm) or 9" (229mm) floor clearance




Seat Cover Dispenser
B-3013.MBLK



Napkin/Tampon Vendor
B-37063.MBLK C



Multi-Roll Toilet Tissue
B-3588.MBLK

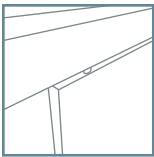


Grab Bar
150C.MBLK

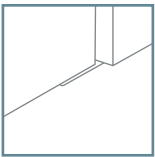
MATTE BLACK RECOMMENDED ACCESSORIES

From outside the cubicle to inside the cubicle, Bobrick has you covered. Matte Black powder coated finish stainless steel accessories reveal glamorous possibilities.
www.bobrick.com/matte-black

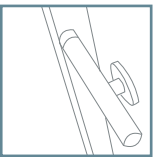
RIBBON



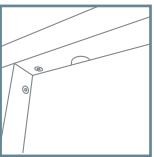
Hydraulic Closer
Provides softest closing option



Pivoted Doors
No visible hinges



Integrated Locking
Strength and privacy



Aluminum Frame
Creates strength

To view more information or download technical details scan here or visit: www.bobrick.com



A floating wall of cubicles. Simply beautiful.

A continuous run of flush-fitting laminate doors that seem to float above the floor.

Including a recessed stainless steel pedestal, fully engineered integral lock and concealed hydraulic door closer.

Available in:

- High Pressure Laminate
- Veneer
- Aluminum
- Acrylic

Suitable for:

- Class A offices
- Marquee properties
- Premium restaurants
- VIP lounges and suites



Ribbon toilet cubicle in HPL with B-39003 TrimLineSeries towel dispenser & waste receptacle



Ribbon stainless steel pivot



Ribbon stainless steel pedestal



thrislington cubicles

OPTIONAL FEATURES

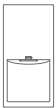
LED indicators provides users with occupancy information

Smart connectivity real-time cubicle occupancy data and alerts

Floor clearance variable from between 2" - 9" (50- 229mm)

Hardware PVD and powder coated finishes

Powder coated frame custom RAL color option



Hand Dryer
B-3725



Double Roll Holder
B-6999



Cover Dispenser
B-3013



Surface-Mounted Sanitary Disposal
B-35139

TRIMLINE RECOMMENDED ACCESSORIES

A sleek, minimalist design manufactured with satin-finish stainless steel. 90-degree angles on all exterior and interior corners. Now includes flush locks and built-in TowelMate®. www.bobrick.com

FLOW

The last word in elegance, 1 5/8" (42mm) thick inter-locking Flow doors hydraulically close to a flush finish. Stainless steel fittings complete our top of the range full-height, floor-to-ceiling restroom cubicle system.

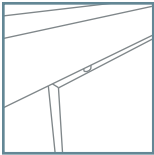
It's the quality of both material and manufacture, which means we are able to offer a 15 year manufacturing warranty on all Flow cubicles.

Available in:

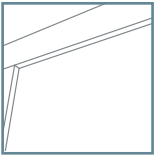
- High Pressure Laminate
- Compact
- Real Wood Veneer
- Aluminum
- Stainless Steel
- Glass

Suitable for:

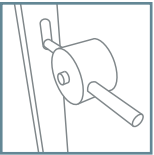
- Class A offices
- Marquee properties
- Premium restaurants & retail
- Airports
- VIP lounges
- Locker and shower areas



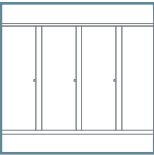
Hydraulic Closer
Provides softest closing option



Hidden Frame
Not visible from outside or inside cubicle



Integrated Locking
Strength and privacy




Full Height Privacy
Enhanced user experience

To view more information or download technical details scan here or visit:
www.bobrick.com



Flow toilet cubicle with **LED** indicator in HPL with **B-9262** Fino towel dispenser and **B-9279** Fino waste receptacle



Flow with optional LED indicator



Flow stainless steel lock and pull handle



thrislington cubicles

OPTIONAL FEATURES

- LED indicators** provides users with occupancy information
- Smart connectivity** real-time cubicle occupancy data and alerts
- 12" Extended headrail** increases system height to a maximum 118 1/16" (3000mm)
- Transom panel** provides option to increase height to 137 13/16" (3500mm)
- Hardware** PVD and powder coated finishes



Hand Dryer
B-7179



Coat Hook
B-9543



Jumbo Roll
B-9890



Grab Bar
B-9807

FINO RECOMMENDED ACCESSORIES

Crafted with high-quality satin finish stainless steel, seamless construction, well-defined edges and concealed hardware. **Fino** offers the perfect balance of function and design sensibility.
www.bobrick.com/fino-collection

DESIGNED FOR PRIVACY

We offer a range of features across all our cubicles that are all designed to increase the privacy level of our products. We believe it is vital that restroom spaces offer privacy and are as hygienic as possible with a beautiful sense of design.



ZERO SIGHT LINES

No user likes the lack of privacy created by the gaps on other traditional restroom stalls on the market. All our systems are designed to create zero sight lines to inside the cubicle. We do this by using interlocking doors on our flush systems Flow, Ribbon and Privada and intelligent placing of the frame on our aluminum framed systems Oasis and Evolve.


- Standard in:**
- Flow
 - Ribbon
 - Privada
 - Oasis
 - Evolve



OCCUPANCY INDICATORS

Clear and well-designed indicators make the cubicle as easy to use as possible. We want users to be able to quickly and easily identify vacant stalls.

- Standard in:**
- Flow
 - Ribbon
 - Privada
 - Oasis
 - Evolve



LED INDICATOR

LED makes it even easier for users to see which cubicles are in use. Our integrated LED is designed to provide users with an immediate indication of occupancy, which is critical in high-traffic areas. LED Indicators help reduce long lines, encourage social distancing and increase user privacy.

- Optional in:**
- Flow
 - Ribbon
 - Oasis



SOFT CLOSE

The top of the range hydraulic closing system on Thrislington systems not only ensures doors self-close as standard but that they also close beautifully softly. Privacy is increased as the sound of the door does not announce the coming and going of patrons.

- Standard in:**
- Flow
 - Ribbon
 - Oasis



EXTENDED HEIGHT

Extended height toilet cubicle systems offer the clear benefits of extra privacy with increased strength. These extended height systems are also ideal for gender-neutral restroom facilities.

- Standard in:**
- Flow = Up to 106" (2700mm)
 - Ribbon = Up to 98 1/2" (2500mm)
 - Privada = 106 1/8" (2695mm)
 - Oasis = Up to 106" (2700mm)
 - Evolve = 82 5/16" (2091mm)



FLOOR TO CEILING DESIGN

We can further extend the maximum of our full-height cubicle ranges from 106" (2700mm) up to 137 13/16" (3500mm) high by introducing transom panels. To omit the visible joint between the headrail and the over panel, an alternative Extended Headrail detail is available on our Flow cubicle, which allows an increase up to 118 1/16" (3000mm).

- Optional in:**
- Flow

DESIGNED FOR DURABILITY

All of our cubicles are built to stand the test of time in terms of design and durability. We want customers to select our products for the way they look and choose them again for the way they perform.



SELF CLOSING DOORS

From a top-of-the-range hydraulic closing system to a spring-loaded mechanism, all of our doors are designed to self-close as standard. This leaves your restroom looking as neat as you intended and ensures doors do not slam shut, both putting undue stress on the cubicle system and creating unwanted noise in the restroom.

- Standard in:**
- Flow
 - Ribbon
 - Privada
 - Oasis
 - Evolve



STAINLESS STEEL

Grades 303 and 304 are the most readily machinable of all the austenitic grades of stainless steel and are as strong as they are beautiful. All our stainless steel hardware is made from either grade 303 or grade 304 stainless steel.

- Standard in:**
- Flow
 - Ribbon
 - Privada (door hardware)
 - Oasis

- Optional in:**
- Privada (pedestals)



DURABLE MATERIALS

Compact grade laminate (CGL) or solid phenolic, is a scratch, moisture, impact and graffiti-resistant material ideal for wet and high-traffic environments. Compact grade laminates are used in areas requiring moisture resistance or greater durability than high pressure laminate.

- Standard in:**
- Evolve

- Optional in:**
- Flow
 - Oasis



ALUMINIUM FRAME

The floor-supported full aluminum framework in a range of our cubicles, whether visible or hidden, creates the core strength behind them.

- Standard in:**
- Flow
 - Ribbon
 - Oasis
 - Evolve



INTEGRATED LOCKING

Unlike a normal latch and bolt system, these locking systems are designed to integrate directly into the aluminum frame of the cubicles and are through-fixed for added strength. Lock fingers contain an easily replaceable, sacrificial hard nylon shear tip designed to break when put under undue force.

- Standard in:**
- Flow
 - Ribbon
 - Oasis
 - Evolve



PIVOTED DOORS

A range of doors open by pivoting from a headrail to either a post bracket, foot, or floor bracket, meaning they are free of hinges, the weak point of any door. The discreet pivots are only visible inside the cubicle, even on an outward opening door. The only visible difference on an outward opening door is the pull handle.

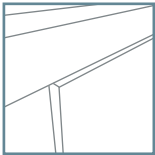
- Standard in:**
- Flow
 - Ribbon
 - Oasis
 - Evolve

FEATURED PROJECT **PRIVADA: TOPA TOWERS, HONOLULU**

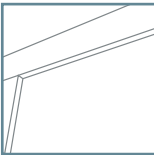
It's imperative that Class-A offices offer a best-in-class experience for their restrooms, so the quality of the products installed is essential.

Our Privada cubicles in high-pressure laminate and a range of complementary accessories were installed at the renowned Topa Financial Center in downtown Honolulu. The cubicles and accessories were chosen for several specifiable features.

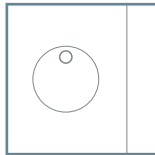
SPECIFIED FEATURES



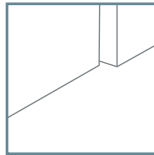
Self Closing Door
With gradual closing



Aluminum Headrail
Creates strength



Privacy
Line of sight blocked



Recessed pedestal
For floating effect



Privada toilet cubicle and B-35903 TrimLineSeries towel dispenser at Topa Towers, Honolulu



Privada toilet cubicle and B-35903 TrimLineSeries towel dispenser at Topa Towers, Honolulu



Privada lock at Topa Towers, Honolulu



Privada pedestal with 9" (229mm) clearance at Topa Towers, Honolulu

The Challenge:

Looking over the beautiful Honolulu Harbor, the Topa Financial Center is one of the most recognized buildings on the Honolulu skyline. The complex comprises of two 20-story high-rise office towers connected by a retail promenade.

With half a million rentable square feet of Class-A office space available, the building required restrooms that perfectly balance stunning design with ease of maintenance, privacy, and durability.

Our Solution:

Privada cubicles and Bobrick accessories are the perfect match for this quality class A-Office for various reasons. Privada's stepped-back pedestal makes cleaning a breeze and guarantees the restroom looks stunning, while Privada's interlocking doors ensure that privacy is always maintained. Privada has been designed with durability in mind with minimalist stainless steel lock hardware, and the gradual closing doors minimize slamming and the stress that this can cause to the system.

The finishing touch for the Topa Financial Center restrooms was the matching urinal screen with a Privada aluminum pedestal and a range of TrimLine stainless steel accessories.

Products Shown:

- Privada Cubicle
- B-35903 TrimLineSeries towel dispenser

Building Type:

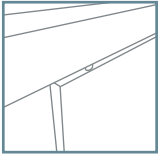
- Class A Office

FEATURED PROJECT **RIBBON: KING STREET, TORONTO**

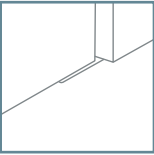
Class-A office restrooms should ideally reflect the quality and design of the rest of the interior space.

Ribbon cubicles in high-gloss laminate, with a unique brass PVD finish, were installed at the prestigious QuadReal development on King Street Toronto. The cubicles were chosen for a number of specifiable features.

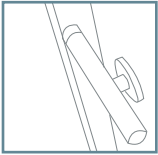
SPECIFIED FEATURES



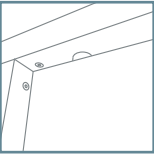
Hydraulic Closer
Eliminates slamming



Pivoted Doors
No visible hinges



PVD Hardware
Custom finish



Full Aluminum Frame
Creates inherent strength



Ribbon high pressure laminate restroom cubicle with B-3725 TrimLineSeries hand dryer at King Street, Toronto



Ribbon PVD coated hardware at King Street, Toronto



Ribbon pivoted doors at King Street, Toronto



B-3725 TrimLineSeries hand dryer

The Challenge:

25 King Street occupies a prominent position overlooking Thunderbolt Square on the edge of the historic Queen Square in Toronto, Canada.

Queen Square is the largest Georgian square outside London, providing the city center with its finest civic open space.

As the offices are busy with a steady footfall of users, QuadReal needed a restroom that could stand the test of time, and as the development is so prestigious, they also required a restroom that really looks the part.

Our Solution:

Specifying Thrislington's Ribbon for this class A-Office, along with Bobrick TrimLine accessories, made sense for a number of reasons. With its 10-year warranty, enabled by the strength given by Thrislington's unique full aluminum frame, Ribbon is a system guaranteed to last while Ribbon's stepped-back pedestal gives the beautiful impression of a floating wall of cubicles, which feels light and airy here, due to the high gloss white laminate chosen.

Thrislington stainless steel hardware can be PVD-finished to give a variety of metallic finishes. Brass was chosen at King Street to reflect the opulence of the rest of the building's interiors.

The restroom was then finished off with Bobrick TrimLine accessories, with their elegant design the perfect partner for Ribbon. The custom white powder coating finish here further links the design of both the cubicles and the accessories.

Products Shown:

- Thrislington Ribbon Cubicle
- Bobrick B-3725 TrimLineSeries hand dryer, powder coated white.

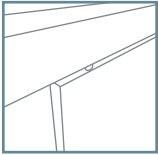
Building Type:

- Class A Office

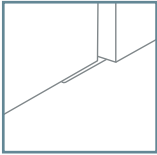
FEATURED PROJECT **FLOW: FOUR SEASONS, BOSTON**

Luxury hotels require the best interior architecture and the most up-to-date luxurious products and materials available, so traditionally, they have specified dry-wall with doors and standard door furniture. Once the Four Seasons had seen the benefits that Thrislington’s Flow cubicle had to offer, they were convinced that cubicles were the best modern alternative.

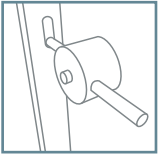
Flow in stunning white glass was the choice the design team made for several specifiable features.



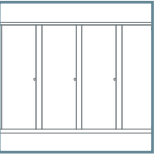
Hydraulic Closer
Eliminates slamming



Pivoted Doors
No visible hinges



Integrated Locking
Gives added strength



Full Height Privacy
Enhanced user experience



Flow glass toilet cubicle at Four Seasons, Boston



Flow glass door edge and stainless steel hardware at Four Seasons, Boston



Flow stainless steel pivot at Four Seasons, Boston



Flow integrated stainless steel lock at Four Seasons, Boston

The Challenge:

The new Four Seasons in Boston is housed in a cutting-edge 61-story skyscraper in the heart of Back Bay. The centerpiece of the hotel is the incredible Wellness Floor. The challenge was to supply cubicles that reflected not only the premium specification of the Four Seasons but also products that offered a sense of peace and a serenity vital for the wellness area.

Our Solution:

The incredible white glass chosen by the Four Seasons works beautifully in the shower and changing areas and looks simply stunning throughout the hotel's restrooms. As a sense of calm was required in these restrooms, it made sense to specify Flow with its hydraulic door closer as the closer means that the doors close quietly and slowly every time with zero slamming. The full-height privacy offered by Flow was also a key requirement in this luxury space. Added to all this is its market-leading 15-year warranty, enabled by the strength given by Thrislington’s unique full aluminum frame. Flow is a system guaranteed to last.

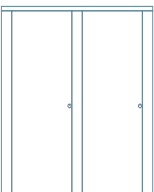
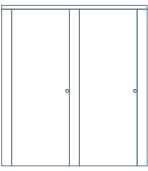
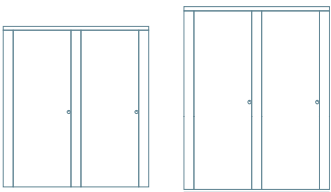
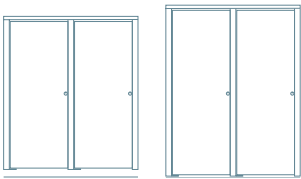
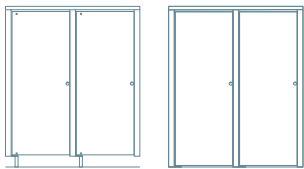
Products Shown:

- Thrislington Flow Cubicle

Building Type:

- Luxury Hotel

TECHNICAL
DETAILS



Evolve

by **Bobrick**

Oasis

by **Thrislington Cubicles**

Privada

by **Bobrick**

Ribbon

by **Thrislington Cubicles**

Flow

by **Thrislington Cubicles**

Materials: Compact Grade Laminate (Solid Phenolic)	Materials: High Pressure Laminate Compact Grade Laminate (Solid Phenolic) Real Wood Veneer Aluminum Stainless Steel Glass	Materials: High Pressure Laminate	Materials: High Pressure Laminate Real Wood Veneer Aluminum Acrylic	Materials: High Pressure Laminate Compact Real Wood Veneer Aluminum Stainless Steel Glass
Evolve Specification: Overall Cubicle Height: 82 5/16" (2091mm) with 9" (229mm) floor clearance.	Oasis Specification: Overall cubicle height up to 78 11/16" (2000mm) with 6" (150mm) floor clearance.	Specification: Overall Cubicle Height: 82" (2083mm) with 9" (227mm) floor clearance. With custom height, Privada has an overall cubicle height of 106 1/8" (2695mm) and the option of a 4" (100mm) or 9" (229mm) floor clearance.	Specification: Overall cubicle height up to 98 1/2" (2500mm) with standard 4" (100mm) floor clearance. Floor clearance is variable between 2"- 9" (50- 229mm).	Specification: Overall cubicle height up to 106" (2700mm) with an 3/8" (8mm) floor clearance as standard.
Evolve Max Specification: Overall Cubicle Height: 82 5/16" (2091mm) with 1" (25mm) floor clearance.	Full Height Oasis Specification: Overall cubicle height up to 106 1/4" (2700mm) with 5/16" (8mm) floor clearance.			
Frame: Visible full aluminum framework provides inherent strength.	Frame: Visible full aluminum framework provides inherent strength.	Frame: Aluminum headrail.	Frame: Full aluminum framework, not visible from front elevation.	Frame: Full aluminum framework, not visible from front elevation or inside cubicle.
Privacy: Built-in, no-sightline privacy.	Privacy: Built-in, no-sightline privacy.	Privacy: Interlocking doors ensure zero sight lines.	Privacy: Interlocking doors ensure zero sight lines.	Privacy: Floor to ceiling privacy. Interlocking doors ensure zero sight lines.
Hardware: Anodized aluminum.	Hardware: 303 grade stainless steel.	Hardware: 304 grade stainless steel.	Hardware: 303 grade stainless steel.	Hardware: 303 grade stainless steel.
Hardware Upgrade: -	Hardware Upgrade: PVD or powder coated.	Hardware Upgrade: -	Hardware Upgrade: PVD or powder coated.	Hardware Upgrade: PVD or powder coated.
Pedestal: Anodized aluminum.	Pedestal: Recessed stainless steel pedestal for floating effect.	Pedestal: Recessed aluminum or stainless steel pedestal for floating effect.	Pedestal: Recessed stainless steel pedestal for floating effect.	-
Doors: Pivot from pedestals to headrail, meaning no visible hinges even on outward opening doors.	Doors: Pivot from bracket to headrail, meaning no visible hinges even on outward opening doors.	Doors: Close using stainless steel hinges, fully visible on outward opening doors.	Doors: Pivot from bracket to headrail, meaning no visible hinges even on outward opening doors.	Doors: Pivot from floor to headrail, meaning no visible hinges even on outward opening doors.
Closers: Doors self close from either headrail or spring loaded pedestal.	Closers: Self-closing hydraulic door closer ensures doors close softly with no slamming.	Closers: Hinge actuates self-closing doors to provide a gradual closing speed.	Closers: Self-closing hydraulic door closer ensures doors close softly with no slamming.	Closers: Self-closing hydraulic door closer ensures doors close softly with no slamming.
Warranty: 10 years.	Warranty: 10 years.	Warranty: 10 years.	Warranty: 10 years.	Warranty: 15 years.
Pricing: \$\$	Pricing: \$\$\$	Pricing: \$\$\$	Pricing: \$\$\$\$	Pricing: \$\$\$\$\$

COMPLIANCE

All cubicles fully ADA compliant.



Need Assistance?

Scan here to find your local Bobrick / Thrislington Sales Representative.

Bobrick.com

U.S. Corporate Office	818.982.9600	customerservice@bobrick.com
Canadian Offices	877.423.6555 Eastern Canada	customerservice@bobrick.com
	877.423.6444 Western Canada	
International Customer Service	+1.818.764.1000	international@bobrick.com
UK & Europe	+44 0208 366 1771	uksales@bobrick.com euoffice@bobrick.com
Thrislington Cubicles A Division of Bobrick	833.878.4747	usprojects@thrislingtoncubicles.com
Koala Kare A Division of Bobrick	888.733.3456	customerservice@koalabear.com

Illustrations and descriptions herein are applicable to production as of the date of this catalog. The manufacturer reserves the right to, and does from time to time, make changes and improvements in designs and dimensions.

For product warranty information, including warranty conditions and limitations for Bobrick Washroom Accessories, Koala Kare Products Baby Changing Stations and other products, please visit bobrick.com.

Bobrick, Koala Kare and MICROBAN and other brand names are registered with the United States Patent and Trademark Offices and as trademarks in several countries throughout the world. For patent information, please visit bobrick.com/patents.