


System



Material



Privacy



Design



# STEPS TO SPEC

HOW TO SPECIFY BOBRICK CUBICLES & PARTITIONS



BUILDING VALUE SINCE 1906

# STEPS TO SPEC

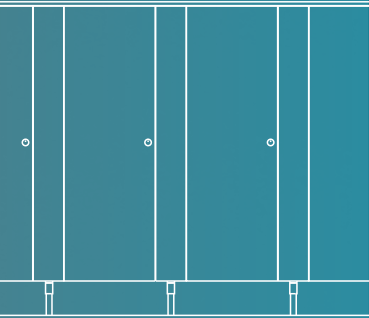
Bobrick cubicles and partitions are made-to-order and follow Steps to Spec, our consistent methodology.



## SELECT A BOBRICK SYSTEM



## SELECT A MATERIAL



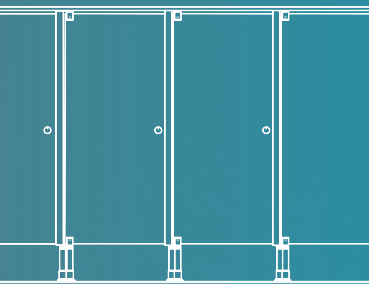
### ■ PRIVADA<sup>®</sup> CUBICLES

An elevated, private experience with minimalist hardware. Recessed foot pedestals create “floating” effect.

■ **High Pressure Laminate (HPL)** –  
*Class B Fire Rating*

■ **Wood Veneer Laminate** –  
*Class B Fire Rating*

Reference Our Guide Spec - 2.2.A




### ■ EVOLVE CUBICLES

Enhanced privacy, depth and durability at an accessible price point. Spring-loaded pedestal actuates soft-close door.

■ **Compact Grade Laminate (CGL)** –  
*Class A or Class B Fire Rating*

Reference Our Guide Spec - 2.2.A.1



### ■ TRADITIONAL PARTITIONS

High-performance, budget-friendly toilet partitions that have stood the test of time.

■ **DuraLineSeries<sup>®</sup> Compact Grade Laminate (CGL)** –  
*Class A Fire Rating (1180 Series)*  
*Class B Fire Rating (1080 Series)*

■ **SierraSeries<sup>®</sup> Solid Color Reinforced Composite (SCRC)** –  
*Class B Fire Rating (1090 Series)*

■ **DesignerSeries<sup>™</sup> High Pressure Laminate (HPL) with Standard Steel Core Stiles** –  
*Class B Fire Rating (1040 Series)*

Visit [bobrick.com](http://bobrick.com) for information on our Budget HPL Series.

Reference Our Guide Spec - 2.2, 2.3, 2.4

r. To specify cubicles and partitions,  
y for customizing your design.

## NEXT STEPS

- ☐ Use Bobrick's Digital Spec Builder at [bobrick.com/digital-spec-tool](http://bobrick.com/digital-spec-tool) to generate your specification and deliverables.
- ☐ Contact your Bobrick architectural representative.

Find it all at [bobrick.com](http://bobrick.com).



## SELECT PRIVACY OPTIONS

### Height Options

- Standard: 72" doors & panels, 9" floor clearance
- Extended: Up to 96" doors & panels, 4" floor clearance

Reference Our Guide Spec - 2.2.B.1.a.3



## SELECT DESIGN OPTIONS

### Standard Features:

Invisible, overhead-braced aluminum frame; stainless steel hinge, hook and door occupancy latch; aluminum pedestal.

### Finish Options

- Stainless Steel Pedestal\*

Reference Our Guide Spec - 2.2.B.1.a.2

### Hardware Options

- Hands-free Latch\*

### Colors, Patterns & Woodgrains

Reference Our Guide Spec - 2.2.A

\* (Upcharge applies)

For Urinal Screens and Shower Compartments, visit [bobrick.com](http://bobrick.com)

### Height Option

- Standard: 72" gap-free doors & panels, 9" floor clearance
- Max: 79 5/8" gap-free doors & 80" panels, 1" floor clearance

Reference Our Guide Spec - 2.A.2.b.2

### Standard Features:

Overhead-braced aluminum frame; aluminum hook, occupancy indicator latch and pedestal. Soft door closure mechanism.

Reference Our Guide Spec - 2.2.A.6-7

### Colors, Patterns & Woodgrains

Reference Our Guide Spec - 2.2.A.1.c

For Urinal Screens and Shower Compartments, visit [bobrick.com](http://bobrick.com)

### Height Options

- Standard: 58" doors & panels, 12" floor clearance  
**Available On:** All
- Maximum: 71 3/4" doors & panels, 4 1/2" floor clearance  
**Available On:** All
- Extended: 84" to 96" doors & panels, 1" floor clearance  
**Available On:** DuraLineSeries CGL (Overhead-Braced and Floor-to-Ceiling only)

Reference Our Guide Spec - 2.2.A.1, 2.3.A.1, 2.4.A.1

### Gap Options

- Standard Reduced-Gap:  $\pm \frac{3}{32}$ " door-to-stile gaps,  $\frac{1}{2}$ " to 1" wall gaps  
**Available On:** All
- Gap-Free Doors & Stiles: Interlocking, sightline-free design  
**Available On:** DuraLineSeries CGL, SierraSeries SCRC

Reference Our Guide Spec - 2.2.A.2, 2.3.A.2

### Standard Features:

Standard concealed stainless steel barrel hinges adjust for partial opening or self-closing; stainless steel brackets and latch.

### Hardware Options

- Heavy Duty Full-Height Stainless Steel Brackets
- Occupancy Indicator Latch (Standard with Extended Privacy) (Part Number 1002612)

Reference Our Guide Spec - 2.2.J, 2.3.L, 2.4.J

### Mounting Configurations

- Floor-Anchored
- Overhead-Braced
- Floor-to-Ceiling
- Ceiling-Hung

Reference Our Guide Spec - 2.2.A.3, 2.3.A.3, 2.4.A.2

### Colors, Patterns & Woodgrains

Reference Our Guide Spec - 2.2.D.4, 2.3.F, 2.4.E.5

For Urinal Screens and Shower Compartments, visit [bobrick.com](http://bobrick.com)



---

## THE SUPPORT & EXPERTISE YOU NEED

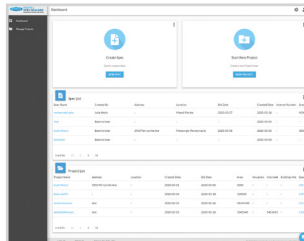
Bobrick is proud to offer industry-leading products and design expertise. For indispensable design, compliance and logistics support, find your architectural representative and other resources at [bobrick.com](https://bobrick.com).



Cubicles & Toilet  
Partition Systems  
Catalog



A Planning  
Guide for  
Accessible  
Restrooms



Digital Spec Builder  
Powered by ATS




Case  
Studies

---

## CUSTOMER SERVICE HOTLINE FOR CUBICLES & PARTITIONS

[Bobrick.com](https://bobrick.com)

<b>U.S. Corporate Office</b>	818.982.9600	<a href="mailto:customerservice@bobrick.com">customerservice@bobrick.com</a>
<b>Canadian Offices</b>	877.423.6555	<a href="mailto:customerservice@bobrick.com">customerservice@bobrick.com</a>
	<b>Eastern Canada</b>	
	877.423.6444	
	<b>Western Canada</b>	
<b>Thrislington Cubicles</b> A Division of Bobrick	+44 (0)12 4452 0677	<a href="mailto:sales@thrislington-us.com">sales@thrislington-us.com</a>
<b>International Customer Service</b>	+1.818.764.1000	<a href="mailto:international@bobrick.com">international@bobrick.com</a>
<b>GAMCO Commercial Restroom Accessories</b> A Division of Bobrick	818.982.9600	<a href="mailto:customerservice@bobrick.com">customerservice@bobrick.com</a>
<b>Koala Kare Products</b> A Division of Bobrick	888.733.3456	<a href="mailto:customerservice@koalabear.com">customerservice@koalabear.com</a>



**thrislington cubicles**